



- Introduction
- Linear discriminant analysis and asymptotic results
- Sparse linear discriminant analysis and asymptotic results
- Application and simulation
- Conclusion and discussion

Introduction

The classification problem



Introduction

The classification problem

Example: Classifying human acute leukemias into two types

When the distribution of \mathbf{x} is known (μ and Σ are known)

- An optimal classification rule exists, which classifies \mathbf{x} to class 1 if and only if

$$\delta' \Sigma^{-1} (\mathbf{x} - \bar{\mu}) \geq 0$$

$$\delta = \mu_1 - \mu_2, \bar{\mu} = (\mu_1 + \mu_2)/2$$

- It minimizes the average misclassification rate
- The optimal misclassification rate is

$$R_{\text{OPT}} = \Phi(-\Delta_p/2), \quad \Delta_p = \sqrt{\delta' \Sigma^{-1} \delta}$$

Φ : the standard normal distribution function

- This rule is the Bayes rule with equal prior probabilities for two classes
- The dimension p : the larger, the better

$$\lim_{\Delta_p \rightarrow \infty} R_{\text{OPT}} = 0, \quad \lim_{\Delta_p \rightarrow 0} R_{\text{OPT}} = 1/2$$

When μ and Σ are unknown

- We have a training sample $\mathbf{X} = \{\mathbf{x}_{ki}, i = 1, \dots, n_k, k = 1, 2\}$
-

When μ and Σ are unknown

- We have a training sample $\mathbf{X} = \{\mathbf{x}_{ki}, i = 1, \dots, n_k, k = 1, 2\}$
- $\mathbf{x}_{ki} \sim N_p(\mu_k, \Sigma), k = 1, 2$
- $n = n_1 + n_2$
- All \mathbf{x}_{ki} 's are independent and \mathbf{X} is independent of \mathbf{x}

Statistical issue

How to use the training sample to construct a rule having a misclassification rate close to R_{OPT}

Traditional application: small- p -large- n

The well known linear discriminant analysis (LDA) replaces unknown $\delta, \bar{\mu}$, and Σ by $\hat{\delta} = \bar{\mathbf{x}}_1 - \bar{\mathbf{x}}_2, \hat{\bar{\mu}} = \bar{\mathbf{x}} = (\bar{\mathbf{x}}_1 + \bar{\mathbf{x}}_2)/2$, and $\hat{\Sigma}^{-1} = \mathbf{S}^{-1}$ where

$$\bar{\mathbf{x}}_k = \frac{1}{n_k} \sum_{i=1}^{n_k} \mathbf{x}_{ki}, \quad k = 1, 2, \quad \mathbf{S} = \frac{1}{n} \sum_{k=1}^2 \sum_{i=1}^{n_k} (\mathbf{x}_{ki} - \bar{\mathbf{x}}_k)(\mathbf{x}_{ki} - \bar{\mathbf{x}}_k)'$$

are the maximum likelihood estimators

When μ and Σ are unknown

- We have a training sample $\mathbf{X} = \{\mathbf{x}_{ki}, i = 1, \dots, n_k, k = 1, 2\}$
- $\mathbf{x}_{ki} \sim N_p(\mu_k, \Sigma), k = 1, 2$
- $n = n_1 + n_2$
- All \mathbf{x}_{ki} 's are independent and \mathbf{X} is independent of \mathbf{x}

Statistical issue

How to use the training sample to construct a rule having a misclassification rate close to R_{OPT}

Traditional application: small- p -large- n

The well known linear discriminant analysis (LDA) replaces unknown δ , $\bar{\mu}$, and Σ by $\hat{\delta} = \bar{\mathbf{x}}_1 - \bar{\mathbf{x}}_2$, $\hat{\bar{\mu}} = \bar{\mathbf{x}} = (\bar{\mathbf{x}}_1 + \bar{\mathbf{x}}_2)/2$, and $\hat{\Sigma}^{-1} = \mathbf{S}^{-1}$ where

$$\bar{\mathbf{x}}_k = \frac{1}{n_k} \sum_{i=1}^{n_k} \mathbf{x}_{ki}, \quad k = 1, 2, \quad \mathbf{S} = \frac{1}{n} \sum_{k=1}^2 \sum_{i=1}^{n_k} (\mathbf{x}_{ki} - \bar{\mathbf{x}}_k)(\mathbf{x}_{ki} - \bar{\mathbf{x}}_k)'$$

are the maximum likelihood estimators

Modern application: large- p -small- n (large- p -not-so-large- n)

- How do we construct a rule when $p > n$?
- The LDA needs an estimator of Σ^{-1} (a generalized inverse \mathbf{S}^{-} ?)
- The larger p , the better?
- A larger p results in more information, but produces more uncertainty when the distribution of \mathbf{x} is unknown
- A greater challenge for data analysis since the training sample size n cannot increase as fast as p
- Bickel and Levina (2004) showed that the LDA is as bad as random guessing when $p/n \rightarrow \infty$
- In some studies researchers found that it is better to ignore some information (such as the correlation among the p components of \mathbf{x})
Domingos and Pazzani (1997), Lewis (1998), Dudoit et al. (2002).

Our task

To construct a nearly optimal rule for large dimension data

Modern application: large- p -small- n (large- p -not-so-large- n)

- How do we construct a rule when $p > n$?
- The LDA needs an estimator of Σ^{-1} (a generalized inverse \mathbf{S}^{-} ?)
- The larger p , the better?
- A larger p results in more information , but produces more

Linear discriminant analysis and asymptotic results

Regularity conditions

There is a constant c_0 (not depending on p or n) such that

- $c_0^{-1} \leq$ all eigenvalues of $\Sigma \leq c_0$
- $c_0^{-1} \leq \max_{j \leq p} \delta_j^2 \leq c_0$
 δ_j is the j th component of δ

Consequences

- $\Delta_p \geq c_0^{-1}$, $\Delta_p = \sqrt{\delta' \Sigma^{-1} \delta}$
- $R_{\text{OPT}} \leq \Phi(-(2c_0)^{-1}) < 1/2$
- $\Delta_p^2 = O(\|\delta\|^2)$ and $\|\delta\|^2 = O(\Delta_p^2)$

Asymptotic setting

Linear discriminant analysis and asymptotic results

Regularity conditions

There is a constant c_0 (not depending on p or n) such that

- $c_0^{-1} \leq$ all eigenvalues of $\Sigma \leq c_0$
- $c_0^{-1} \leq \max_{j \leq p} \delta_j^2 \leq c_0$
 δ_j is the j th component of δ

Consequences

- $\Delta_p \geq c_0^{-1}$, $\Delta_p = \sqrt{\delta' \Sigma^{-1} \delta}$
- $R_{\text{OPT}} \leq \Phi(-(2c_0)^{-1}) < 1/2$
- $\Delta_p^2 = O(\|\delta\|^2)$ and $\|\delta\|^2 = O(\Delta_p^2)$

Asymptotic setting

Regularity conditions

There is a constant c_0 (not depending on p or n) such that

- $c_0^{-1} \leq$ all eigenvalues of $\Sigma \leq c_0$
- $c_0^{-1} \leq \max_{j \leq p} \delta_j^2 \leq c_0$
 δ_j is the j th component of δ

Consequences

- $\Delta_p \geq c_0^{-1}$, $\Delta_p = \sqrt{\delta' \Sigma^{-1} \delta}$
- $R_{\text{OPT}} \leq \Phi(-(2c_0)^{-1}) < 1/2$
- $\Delta_p^2 = O(\|\delta\|^2)$ and $\|\delta\|^2 = O(\Delta_p^2)$

Asymptotic setting

- $n = n_1 + n_2$, $n_1/n \rightarrow c \in (0, \infty)$ as $n \rightarrow \infty$
- p is a function of n , $p/n \rightarrow b \in [0, \infty]$ as $n \rightarrow \infty$

Conditional and unconditional misclassification rate

T : a classification rule

- $R_T(\mathbf{X})$: the average of the conditional probabilities of making two types of misclassification, where the conditional probabilities are with respect to \mathbf{x} , given the training sample \mathbf{X}
- $R_T = E[R_T(\mathbf{X})]$: unconditional misclassification rate of T

Asymptotic optimality ($n \rightarrow \infty$)

Conditional and unconditional misclassification rate

Linear discriminant analysis ($p < n$)

For what kind of p (which may diverge to ∞), the LDA is asymptotically optimal or sub-optimal?

Theorem 1

Suppose that $s_n = p\sqrt{\log p}/\sqrt{n} \rightarrow 0$.

(i) The conditional misclassification rate of the LDA is equal to

$$R_{\text{LDA}}(\mathbf{X}) = \Phi(-[1 + O_P(s_n)]\Delta_p/2).$$

(ii) If $\Delta_p = \sqrt{\delta'\Sigma^{-1}\delta}$ is bounded, then the LDA is asymptotically optimal and

$$\frac{R_{\text{LDA}}(\mathbf{X})}{R_{\text{OPT}}} - 1 = O_P(s_n).$$

(iii) If $\Delta_p \rightarrow \infty$, then the LDA is asymptotically sub-optimal.

(iv) If $\Delta_p \rightarrow \infty$ and $s_n\Delta_p^2 = (p\sqrt{\log p}/\sqrt{n})\Delta_p^2 \rightarrow 0$, then the LDA is asymptotically optimal.

Linear discriminant analysis ($p < n$)

For what kind of p (which may diverge to ∞), the LDA is asymptotically optimal or sub-optimal?

Theorem 1

Linear discriminant analysis ($p > n$)

When $p > n$, \mathbf{S}^{-1} does not exist.

But the estimation of Σ^{-1} is not the only problem

Even if Σ^{-1} is known (so that the LDA can use the perfect “estimator” of Σ^{-1}), the performance of the LDA may still be bad

Theorem 2

Linear discriminant analysis ($p > n$)

When $p > n$, \mathbf{S}^{-1} does not exist.

But the estimation of Σ^{-1} is not the only problem

Even if Σ^{-1} is known (so that the LDA can use the perfect “estimator” of Σ^{-1}), the performance of the LDA may still be bad

Theorem 2

Suppose that $p/n \rightarrow \infty$ and that Σ is known so that the LDA classifies \mathbf{x} to class 1 if and only if $\hat{\delta}'\Sigma^{-1}(\mathbf{x} - \hat{\mu}) \geq 0$, where $\hat{\delta} = \bar{\mathbf{x}}_1 - \bar{\mathbf{x}}_2$, and $\hat{\mu} = \bar{\mathbf{x}}$.

- (i) If $\Delta_p^2/\sqrt{p/n} \rightarrow 0$ (which is true when $\Delta_p = \sqrt{\delta'\Sigma^{-1}\delta}$ is bounded), then $R_{\text{LDA}}(\mathbf{X}) \rightarrow_p 1/2$.
- (ii) If $\Delta_p^2/\sqrt{p/n} \rightarrow c$ with $0 < c < \infty$, then $R_{\text{LDA}}(\mathbf{X}) \rightarrow_p \Phi(-c/(2\sqrt{2}))$ and $R_{\text{LDA}}(\mathbf{X})/R_{\text{OPT}} \rightarrow_p \infty$.
- (iii) If $\Delta_p^2/\sqrt{p/n} \rightarrow \infty$, then $R_{\text{LDA}}(\mathbf{X}) \rightarrow_p 0$ but $R_{\text{LDA}}(\mathbf{X})/R_{\text{OPT}} \rightarrow_p \infty$.

Sparse linear discriminant analysis and asymptotic results

Sparsity measure for Σ

Bickel and Levina (2008) considered the following sparsity measure for Σ

$$C_{h,p} = \max_{j \leq p} \sum_{l=1}^p |\sigma_{jl}|^h$$

σ_{jl} is the (j, l) th element of Σ

h is a constant not depending on p , $0 \leq h < 1$

Special case of $h = 0$

$C_{0,p}$ is the maximum of the numbers of nonzero elements of rows of Σ

Sparsity on Σ

- Not sparse: $C_{h,p} = O(p)$
- Sparse: $C_{h,p} = O(\log p)$ or $C_{h,p} = O(n^\beta)$, $0 \leq \beta < 1$

Spa
resu

Spa

Bicke

Σ

σ_{jl}
hi

S

Sparse linear discriminant analysis and asymptotic results

Sparsity measure for Σ

Bickel and Levina (2008) considered the following sparsity measure for Σ

$$C_{h,p} = \max_{j \leq p} \sum_{l=1}^p |\sigma_{jl}|^h$$

σ_{jl} is the (j, l) th element of Σ

Bickel and Levina's thresholding estimator of Σ

S: sample covariance matrix

$\tilde{\Sigma}$ is **S** thresholded at $t_n = M_1 \sqrt{\log p} / \sqrt{n}$ (M_1 is a constant)

i.e., the (j, l) th element of $\tilde{\Sigma}$ is $\hat{\sigma}_{jl} I(|\hat{\sigma}_{jl}| > t_n)$

$\hat{\sigma}_{jl}$ is the (j, l) th element of **S**, and $I(A)$ is the indicator function of the set A

Consistency of $\tilde{\Sigma}$

If

$$\frac{\log p}{n} \rightarrow 0 \quad \text{and} \quad d_n = C_{h,p} \left(\frac{\log p}{n} \right)^{(1-h)/2} \rightarrow 0$$

then

$$\|\tilde{\Sigma} - \Sigma\| = O_P(d_n) \quad \text{and} \quad \|\tilde{\Sigma}^{-1} - \Sigma^{-1}\| = O_P(d_n)$$

$\|\mathbf{A}\|$: the maximum of all eigenvalues of **A**

Sparsity on δ

A large $\|\delta\|$ results in a large difference between $N_p(\mu_1, \Sigma)$ and $N_p(\mu_2, \Sigma)$

But it also results in a more difficult task of constructing a good classification rule, since δ has to be estimated based on the training sample \mathbf{X} of a size that is much smaller than p .

Sparsity measure for δ

We consider the following sparsity measure for δ :

$$D_{g,p} = \sum_{j=1}^p \delta_j^{2g}$$

δ_j is the j th component of δ

g is a constant not depending on p , $0 \leq g < 1$

δ is sparse if $D_{g,p}$ is much smaller than p

Sparsity on δ

A large $\|\delta\|$ results in a large difference between $N_p(\mu_1, \Sigma)$ and $N_p(\mu_2, \Sigma)$

But it also results in a more difficult task of constructing a good classification rule, since δ has to be estimated based on the training sample \mathbf{X} of a size that is much smaller than p .

Sparsity measure for δ

Sparse estimator of δ

Sparse estimator of δ

$\tilde{\delta}$: $\hat{\delta}$ thresholded at

$$a_n = M_2 \left(\frac{\log p}{n} \right)^\alpha \quad \text{with constants } M_2 > 0 \text{ and } \alpha \in (0, 1/2)$$

i.e., the j th component of $\tilde{\delta}$ is $\hat{\delta}_j I(|\hat{\delta}_j| > a_n)$

$\hat{\delta}_j$ is the j th component of $\hat{\delta}$

A useful result

If

$$\frac{\log p}{n} \rightarrow 0,$$

then

$$P\left(|\hat{\delta}_j| \leq a_n, j = 1, \dots, p \text{ with } |\delta_j| \leq a_n/r\right) \rightarrow 1$$

and

$$P\left(|\hat{\delta}_j| > a_n, j = 1, \dots, p \text{ with } |\delta_j| > ra_n\right) \rightarrow 1$$

Sparse linear discriminant analysis (SLDA) for high dimension data

Classify \mathbf{x} to class 1 if and only if $\tilde{\delta}'\tilde{\Sigma}^{-1}(\mathbf{x} - \bar{\mathbf{x}}) \geq 0$

Theorem 3

Assume $(\log p)/n \rightarrow 0$ and

$$b_n = \max \left\{ d_n, \frac{a_n^{1-g} \sqrt{D_{g,p}}}{\Delta_p}, \frac{\sqrt{C_{h,p} q_n}}{\Delta_p \sqrt{n}} \right\} \rightarrow 0$$

Sparse linear discriminant analysis (SLDA) for high dimension data

Classify \mathbf{x} to class 1 if and only if $\tilde{\delta}'\tilde{\Sigma}^{-1}(\mathbf{x} - \bar{\mathbf{x}}) \geq 0$

Theorem 3

Assume $(\log p)/n \rightarrow 0$ and

$$b_n = \max \left\{ d_n, \frac{a_n^{1-g} \sqrt{D_{g,p}}}{\Delta_p}, \frac{\sqrt{C_{h,p} q_n}}{\Delta_p \sqrt{n}} \right\} \rightarrow 0$$

$$\Delta_p = \sqrt{\delta' \Sigma^{-1} \delta}, \quad a_n = \left(\frac{\log p}{n} \right)^\alpha, \quad d_n = C_{h,p} \left(\frac{\log p}{n} \right)^{(1-h)/2}$$

$$C_{h,p} = \max_{j \leq p} \sum_{l=1}^p |\sigma_{jl}|^h, \quad D_{g,p} = \sum_{j=1}^p \delta_j^{2g},$$

$$q_n = \#\{j : |\delta_j| > a_n/r\}$$

Theorem 3 (continued)

(i) The conditional misclassification rate of the SLDA is equal to

$$R_{\text{SLDA}}(\mathbf{X}) = \Phi(-[1 + O_P(b_n)]\Delta_p/2).$$

(ii) If Δ_p is bounded, then the SLDA is asymptotically optimal and

$$\frac{R_{\text{SLDA}}(\mathbf{X})}{R_{\text{OPT}}} - 1 = O_P(b_n).$$

(iii) If $\Delta_p \rightarrow \infty$, then the SLDA is asymptotically sub-optimal.

(iv) If $\Delta_p \rightarrow \infty$ and $b_n\Delta_p^2 \rightarrow 0$, then the SLDA is asymptotically optimal.

Situations where the SLDA is asymptotically optimal

There are two constants c_1 and c_2 such that $0 < c_1 \leq |\delta_j| \leq c_2$ for any nonzero δ_j

q_n is exactly the number of nonzero δ_j 's

Δ_p^2 and $D_{0,p}$ have exactly the order q_n .

- If q_n is bounded (e.g., there are only finitely many nonzero δ_j 's), then Δ_p is bounded and the result in Theorem 3 holds if

$$d_n = C_{h,p}(n^{-1} \log p)^{(1-h)/2} \rightarrow 0$$

- When $q_n \rightarrow \infty$ ($\Delta_p \rightarrow \infty$), we assume that $q_n = O(n^\eta)$ and $C_{h,p} = O(n^\gamma)$ with $\eta \in (0, 1)$ and $\gamma \in [0, 1)$.

Choose $\alpha = (1 - h)/4$

- If $p = O(n^\kappa)$ for a $\kappa \geq 1$, then the result in Theorem 3 holds when $\eta + \gamma < (1 - h)/2$ and $\eta < (1 + h)/2$
- If $p = O(e^{n^\beta})$ for a $\beta \in (0, 1)$, then the result in Theorem 3 holds if $\eta + \gamma < (1 - h)(1 - \beta)/2$ and $\eta < 1 - (1 - h)(1 - \beta)/2$

Situations where the SLDA is asymptotically optimal



Choosing constants in thresholding: A cross-validation procedure

\mathbf{X}_{ki} : the data set with \mathbf{x}_{ki} deleted

T_{ki} : the SLDA rule based on \mathbf{X}_{ki} , $i = 1, \dots, n_k$, $k = 1, 2$.

The cross-validation estimator of R_{SLDA} is

$$\hat{R}_{\text{SLDA}} = \frac{1}{n} \sum_{k=1}^2 \sum_{i=1}^{n_k} r_{ki}$$

r_{ki} is the indicator function of whether T_{ki} classifies \mathbf{x}_{ki} incorrectly

If $R_{\text{SLDA}} = R(n_1, n_2)$,

$$E(\hat{R}_{\text{SLDA}}) = \sum_{k=1}^2 \sum_{i=1}^{n_k} \frac{E(r_{ki})}{n} = \frac{n_1 R(n_1 - 1, n_2) + n_2 R(n_1, n_2 - 1)}{n} \approx R_{\text{SLDA}}$$

$\hat{R}_{\text{SLDA}}(M_1, M_2)$: the cross-validation estimator when (M_1, M_2) is used

Minimize $\hat{R}_{\text{SLDA}}(M_1, M_2)$ over a suitable range of (M_1, M_2)

The resulting \hat{R}_{SLDA} can also be used as an estimate of R_{SLDA}

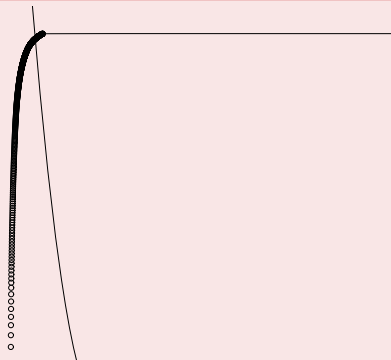
Application and Simulation

Applying the SLDA to human acute leukemias classification

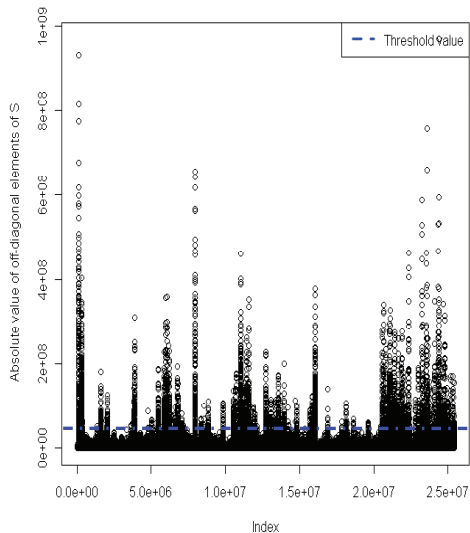
$p = 7,129$ genes

$n_1 = 47, n_2 = 25, n = 72$

Plot of the cumulative proportions of $\hat{\delta}_j^2$



Plot of off-diagonal elements of S (0.45% values are above the blue line)



Cross-validation selection of M_1 and M_2

$\alpha = 0.3$

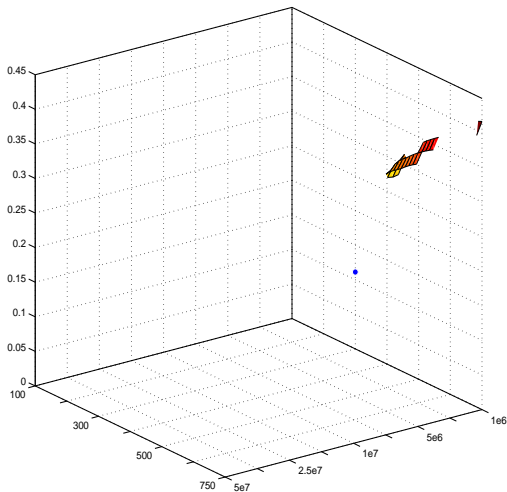
$M_1 = 10^7$, $M_2 = 300$

2,492 nonzero $\tilde{\delta}_j$

(35% of 7,129)

227,083 nonzero $\tilde{\sigma}_{jk}$

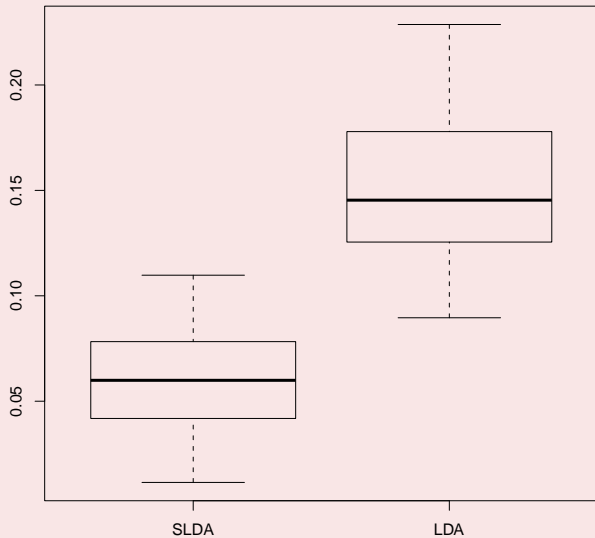
(0.45% of 25,407,756)



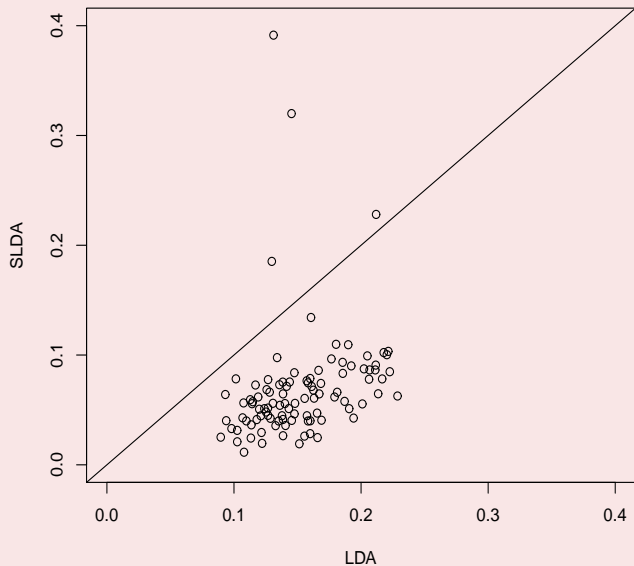
Cross validation estimates

- Cross validation for SLDA
 - misclassification rate is 0.0278
 - 1 of 47 cases in class 1 are misclassified
 - 1 of 25 cases in class 2 are misclassified
- Cross validation for LDA
 - misclassification rate is 0.0972
 - 2 of 47 cases in class 1 are misclassified
 -

Boxplots of conditional misclassification rates of LDA and SLDA



Two-way plot of conditional misclassification rates: LDA vs SLDA



Conclusion and Discussion

- The ordinary linear discriminant analysis is OK if $p = o(\sqrt{n})$
- When $p/n \rightarrow \infty$, the linear discriminant analysis may be asymptotically as bad as random guessing
- When p is much larger than n , asymptotically optimal classification can be made if both the mean signal $\delta = \mu_1 - \mu_2$ and covariance matrix Σ are sparse
- A sparse linear discriminant analysis (SLDA) is proposed, and it is asymptotically optimal under some conditions
- SLDA is different from variable selection for δ + LDA
 - Correlation among variables have to be considered
 - SLDA does not require the number of nonzero $\tilde{\delta}_j$'s to be smaller than n
- Extension to non-normal data
- Extension to unequal covariance matrices: quadratic discriminant analysis